



VGS™ One Step Termination Tool



Features & Benefits

- Terminates jack modules faster than traditional termination tools.
- Seats and terminates all conductors simultaneously.
- Integrated blade cuts and removes excess wire after seated in the connector - no extra trim steps needed.
- Reliable, high grade terminations - say goodbye to compromised connections and re-terminations.
- Simple, one handed operation with ergonomic handle for grip and comfort.
- Minimizes hand fatigue and reduces installation stress.
- Replacement Head (Item #: NT1001-REPL) available for purchase if blades included with tool become dull or damaged
- Sold individually.

Ordering Information

Item Number	Description
NT1001	VGS™ One Step Termination Tool
NT1001-REPL	Replacement Head

Related Products

VGS6A™ Category 6A RJ45 Keystone Jack Modules

Item No. MPG6618XX

Specify color by substituting **XX** in Item # for the following:



VGS6™ Category 6 RJ45 Keystone Jack Modules

Item No. MPG6018XX

Specify color by substituting **XX** in Item # for the following:

(* Indicates available by special order only.)







Applications

The Vericom VGS™ One Step Termination Tool can be used for the simultaneous seating and quick termination of 22-24 AWG Category 6 and 6A Cable into our VGS6™ and VGS6A™ keystone jack modules.

Description / Specifications

The VGS™ One Step Termination Tool saves time and improves accuracy by seating and terminating all wires simultaneously with a quick, easy squeeze of the handle. The integrated blade cuts and removes excess wire after seated in the connector, eliminating any need for extra trim steps. Built for simple one-handed operation, with an ergonomically designed handle for maximum grip and comfort, this termination tool minimizes hand fatigue and helps reduce installation stress.

How To Use:

<p>1. Strip cable jacket to prepare cable.</p> 	<p>2. Place conductors in keystone module.</p> 	<p>3. Slide prepared keystone module in NT1001 tool for termination.</p> 	<p>4. Terminate keystone module and trim conductors by squeezing handle.</p> 
------------------------------------------------------------------------------------------------------------------------------------	------------------------------------------------------------------------------------------------------------------------------------	---------------------------------------------------------------------------------------------------------------------------------------------------------------	--------------------------------------------------------------------------------------------------------------------------------------------------------------------