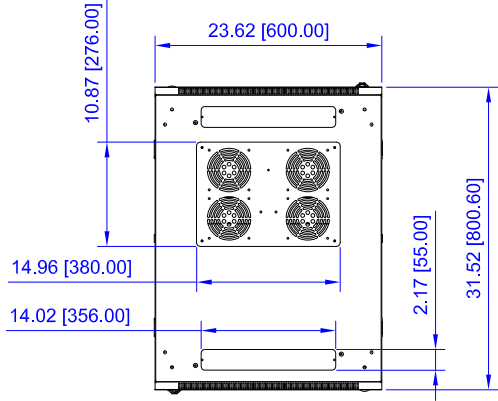
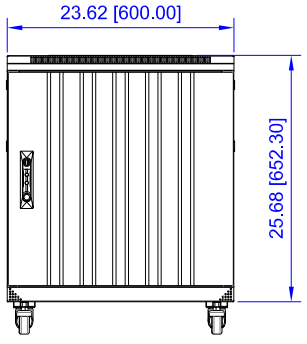


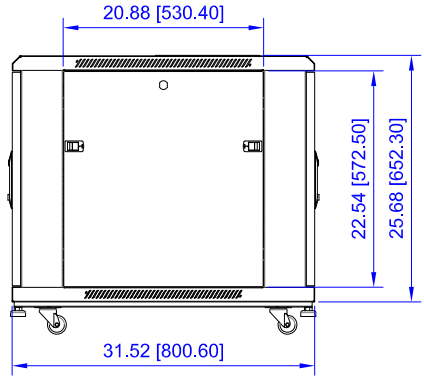
COMPLIANCE	ANSI/EIA RS-310D IEC60297-2 DIN41494; Part 1 DIN41494; Part 7
LOADING CAPACITY	1500 lbs static load



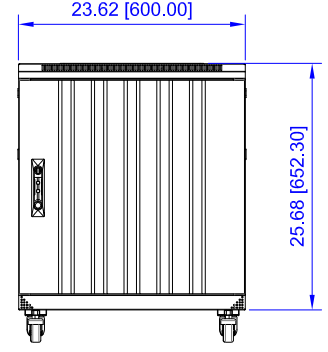
TOP VIEW



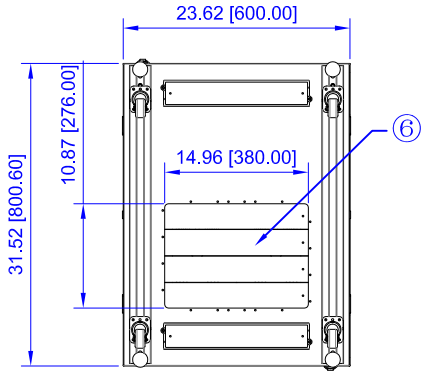
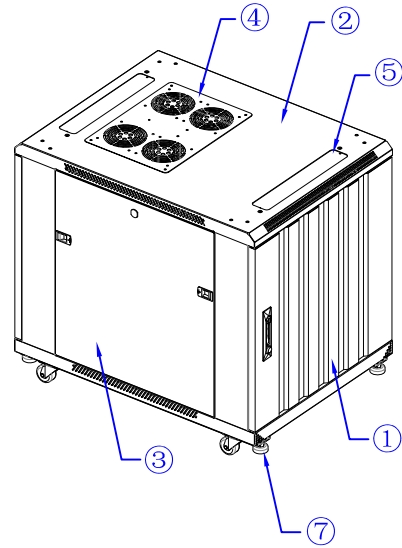
FRONT VIEW



SIDE VIEW



BACK VIEW



BOTTOM VIEW

NO	QTY	NAME	MATERIAL	THICKNESS
7	4	Adjustable Levelers		
6	4	Adjustable/Removable Cable Entry Panels	Steel	18 gauge
5	2	Removable Cable Entry Cover Plate	Steel	18 gauge
4	1	Removable Fan Panel	Steel	18 gauge
3	2	Removable Side Panel	Steel	19 gauge
2	1	Top	Steel	18 gauge
1	2	Front and Rear Door	Steel	18 gauge

ITEM NO.		VC3-6812*			
DESCRIPTION					
DATE	SCALE	SHEET	REV		
04/14/20	none	1 of 1	1		

*VC3-6812 replaces RSH0812

All dimensions in inches [mm]