




4 Post Rack



Product Specifications

Product Type: Steel Relay Rack

Equipment Support: 1.75" RU Spacing, Marked and Numbered on Posts; 19"W, EIA-310-D Universal Hole Spacing; 10-32 Tapped Holes / Square Cage Holes

Frame Material: Cold Rolled Steel

Finish: Black Powder Coat

Dimensions (WxD): 41.03" x 20.24"

Mounting Depth: 29.00"

Rack Unit Quantity: 45U

Static Loading Capacity: 1,000 lbs.

Included Accessories: (48) 10-32 Mounting Screws & Washers, (48) Cage Nuts, (1) Assembly Instructions

Compliance & Standards: ANSI/EIA RS-310D, IEC60297-2, DIN41194; Part 1, DIN41494; Part 7

Description

Vericom 4 Post Racks are designed to provide a strong and stable mounting structure for network communications equipment, with value-added features that provide the flexibility to meet a wide range of rack system requirements.

Users have the option of choosing 10-32 tapped holes or square cage holes for mounting equipment, and copper grounding studs located at the top and bottom of each post provide multiple options for bonding to the facility grounding system.

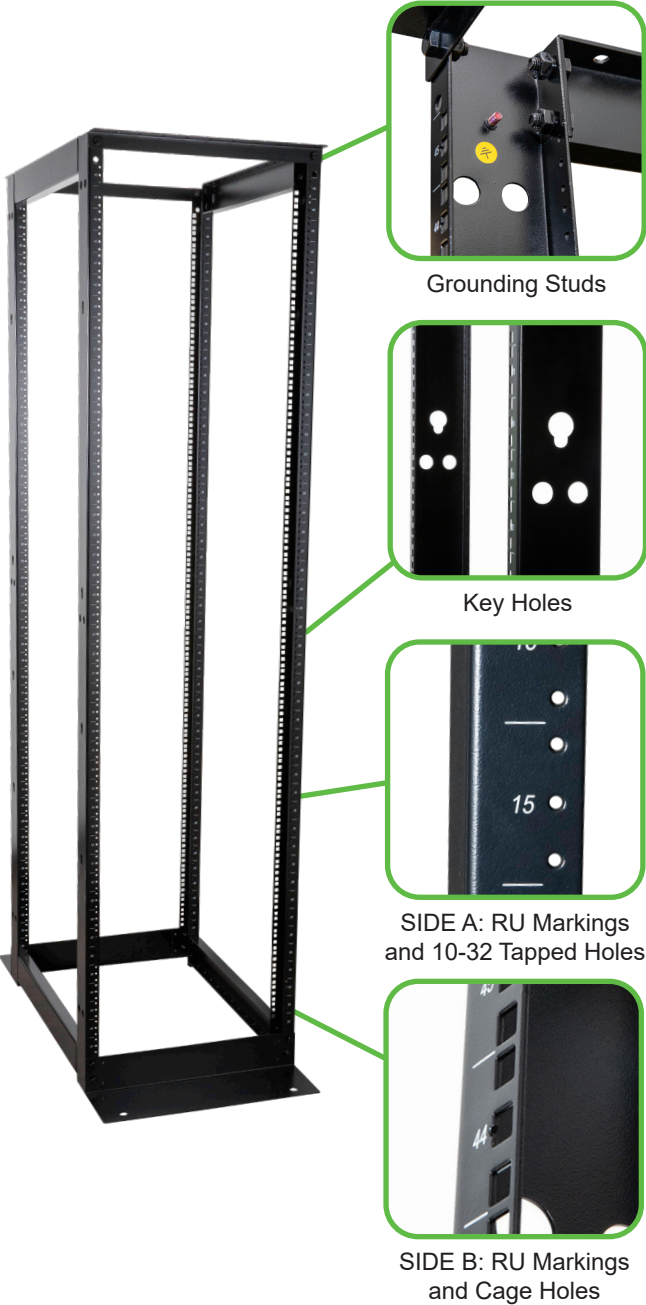
Made from durable high-grade steel, our 45U racks support up to 1,000 lbs. of standard 19 inch EIA equipment. Top cross bars are pre-drilled for mounting overhead cable tray supports, and posts include keyholes for mounting PDUs.

- 10-32 tapped holes on one side of posts and square cage holes on the other
- RU markings on posts to simplify equipment installation
- Copper grounding studs located at the top and bottom of each post
- Keyholes on the sides of posts for mounting vertical PDUs
- Top cross bars are pre-drilled for mounting cable tray
- Bottom plates are pre-drilled for mounting to floor
- Durable high grade steel construction with 1,000 lb. load capacity
- Flat packed and easy to assemble

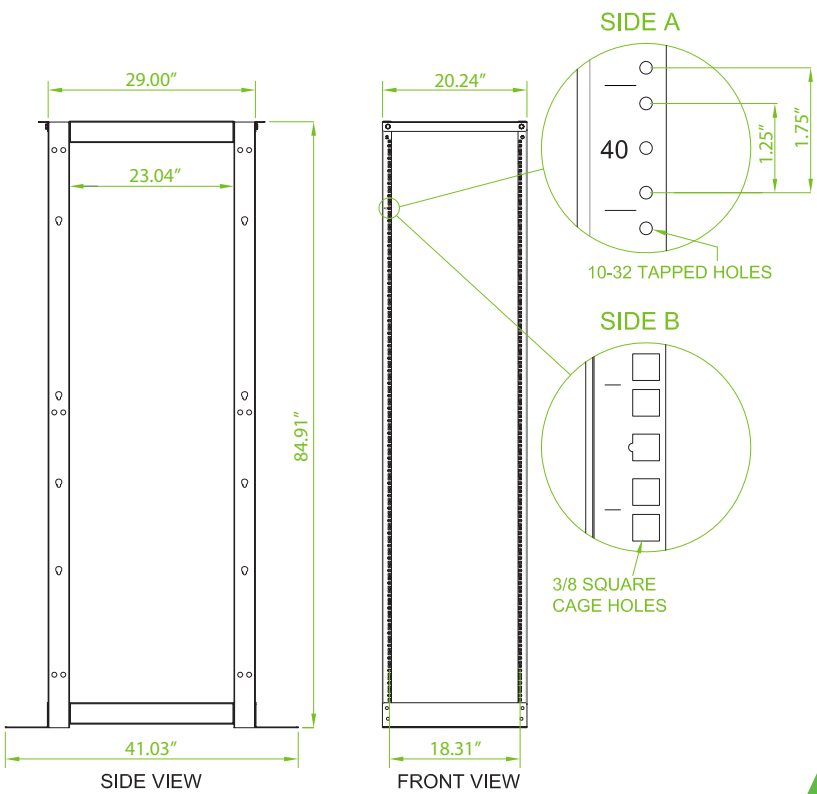


4 Post Rack

Item Number	Description
VR6-451	45U 4 Post Relay Rack



Technical Illustration



TECHNICAL SHEETS ARE SUBJECT TO CHANGE WITHOUT NOTICE.

REV.20240507 .1